



www.mydigoo.com

MADE IN CHINA



## User Manual

### DG Doorbell Series

English

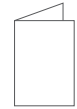
#### What's in the BOX



Receiver

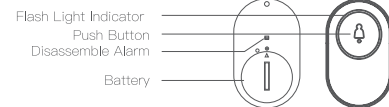
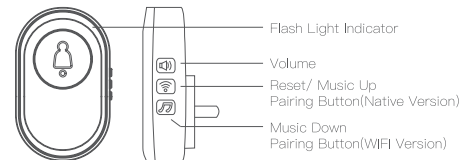


Push Button  
(with CR2032  
Battery)



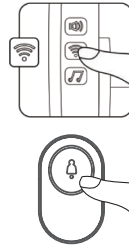
Quick Guide

#### Getting to Know Your Doorbell



#### Set UP Your Doorbell (Native Version)

- 1, Power on Receiver, indicator light will flash once, then disappear.
- 2, Choose your favorite music with **Music up/down**.
- 3, Long press **Music Up Button** until it beeps once.
- 4, Press the **Push Button**, the pair is finished.



#### Set UP Your Doorbell (WIFI Version)

There are two ways to pair your doorbell with push button.

##### 1, Use online APP.

Pair your **Push Button** with Apps as other accessories do.

##### 2, Pair Directly with Receiver.

- 1) Power on Receiver, indicator light will flash once, then disappear.
- 2) Choose your favorite music with **Music up/down**.
- 3) Long press **Music Down Button** until indicator light flashes. You'll hear the music again when you release it.
- 4) Press the **Push Button**, the pair is finished.



#### Set Your Doorbell Online (WIFI Version)

Please scan the QR code below to download the APP. Or search Digoolife directly on Appstore or Google Play.



#### How to Connect

- 1, Open Digoolife APP, use "+" on the top right corner to add a new Doorbell.
- 2, Go "Security&Sensors --- Alarm(Wi-Fi)".
- 3, Now long press the **Music Up Button** until the indicator light quick flashes with blue color.
- 4, Go Confirm and enter the wifi password of your router. (NOTICE: Temporary does not support 5G WIFI connected now)
- 5, Go next and wait until it added successfully.
- 6, Change a name and finished.

#### More accessories

The alarm host can be connected to more relevant 433MHz accessories, visit your purchase platform or follow the official website for more information.

#### Contact US

Check PDF Fully User Manual for more details.

Call us if any further questions or any advice whatever good or bad. We will be nowhere but here.

Email us at [support@mydigoo.com](mailto:support@mydigoo.com)

Contact us online at [www.facebook.com/DigooTeam](https://www.facebook.com/DigooTeam)

If you need to download related materials, please visit our official website for more information.

Contact us online at [www.mydigoo.com](http://www.mydigoo.com)